

RED LINE Extinguisher Mounting Devices

General

These wall hangers and brackets offer varying amounts of restraint and support for RED LINE cartridge-operated extinguishers. This makes them valuable for the following reasons:

- **Location and Compliance** – A hanger or bracket establishes a proper location for the extinguisher; there is less tendency to move it out of the way. Certain regulatory agencies, such as OSHA, require that extinguishers be mounted at certain locations and specified heights from the floor.
- **Accessibility** – Extinguishers are more visible and more accessible when raised from the floor by a mounting device.
- **Protection** – Extinguishers which are allowed to sit on the floor (or ground) are more likely to be bumped by mobile equipment, knocked over by pedestrian traffic, and subjected to rust damage at the base. They are also a greater danger to pedestrian traffic than properly mounted extinguishers.

Corrosion Resistant (CR) Models

In addition to the standard surface preparation procedures, the steel parts are primed using a zinc rich primer. The top coat paint is applied as a powder and oven cured. The dry film is continuous and has a minimum thickness of 5 mils. See figures for CR Part Numbers.

Wall Hangers

Application

The wall hangers are attached to walls or other stationary, vertical surfaces, for indoor vertical mounting of ANSUL cartridge-operated hand portable fire extinguishers. See the Performance Section for mounting condition requirements.

Description

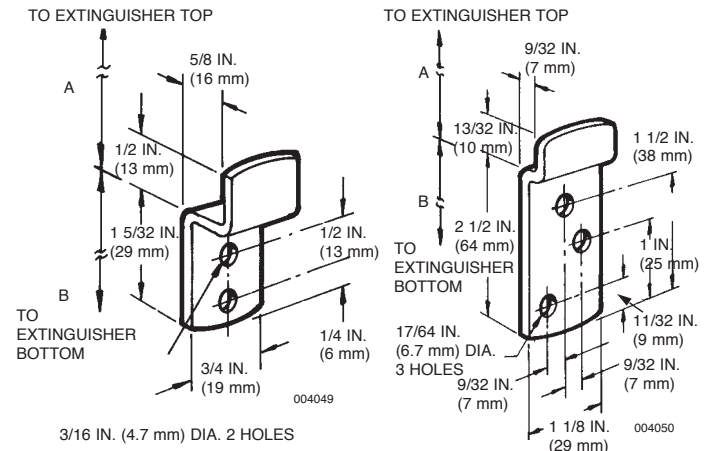
Wall hangers are made of steel and are either cadmium plated or zinc plated. Each ANSUL cartridge-operated extinguisher has a slot which mates with the wall hanger for quick and easy extinguisher hanging or removal. See figures for dimensions and part numbers.

Performance

The hanger is designed for use in protected areas where physical abuse of extinguisher and hanger is not anticipated. A stationary, non-vibrating, vertical mounting surface and adequate mounting hardware are required. Hangers are to be used only for upright extinguisher mounting.

Model	A – Approx.		B – Approx.	
	in.	(mm)	in.	(mm)
5	6 1/4	(159)	13 1/4	(337)
10	2 1/2	(64)	14	(356)
20	3	(76)	17 1/4	(438)
30	3 1/2	(89)	19 1/2	(500)

Distributed by:
Safety Emporium
 PO Box 1003
 Blackwood, NJ 08012
 Ph: (866) 326-5412 toll-free
 Fax: (856) 553-6154
esupport@safetyemporium.com
www.safetyemporium.com



Model 5 Hanger, Part No. 2128

Model 10, 20, 30 Hanger, Part No. 3651

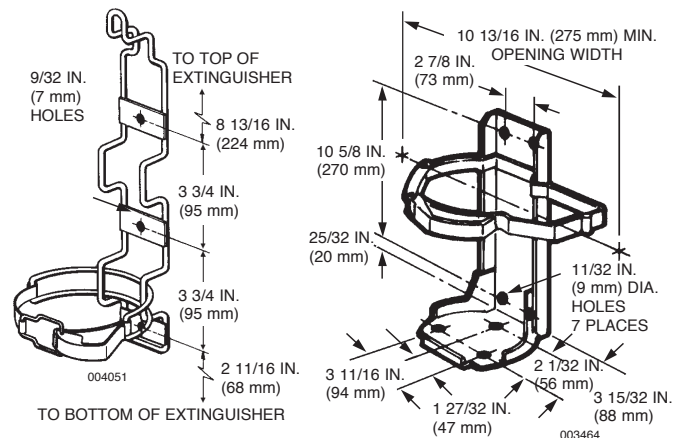
Multi-Purpose Brackets

Applications

Typical applications include mounting in cabs and compartments of over-the-road light trucks and automobiles and off-shore oil platforms or sea-going vessels. These brackets are most useful where vertical mounting of the extinguisher is not possible, and where the extinguisher must be restrained. Not for high stress or external vehicle applications. See Performance Section for further information.

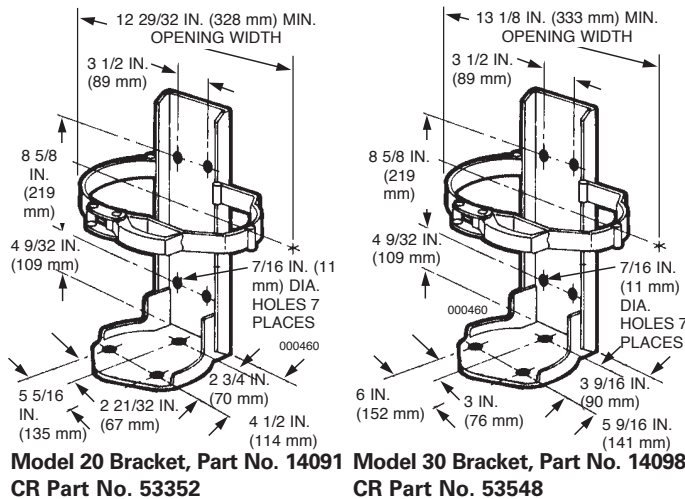
Description

These are welded brackets, constructed of heavy gauge steel with standard finish or red corrosion resistant baked-on powder paint. The overcenter toggle action of the clamp arm employs the closing tension to lock the arm tightly around the extinguisher while still providing quick and easy access. Resilient pads grip and support the extinguisher, minimizing movement regardless of the bracket mounting position. Holes are provided for mounting the bracket by the back plate or by the base.



Model 5 Bracket, Part No. 7077 Model 10 Bracket, Part No. 14228
 CR Part No. 53337

Multi-Purpose Brackets (Continued)



Performance

Brackets may be mounted in a vertical, horizontal, or sloping position on any sufficiently strong, stationary, supporting surface, or within suitable vehicle compartments. However, for external vehicle and high-stress requirements, the heavy duty/vehicle bracket is recommended.

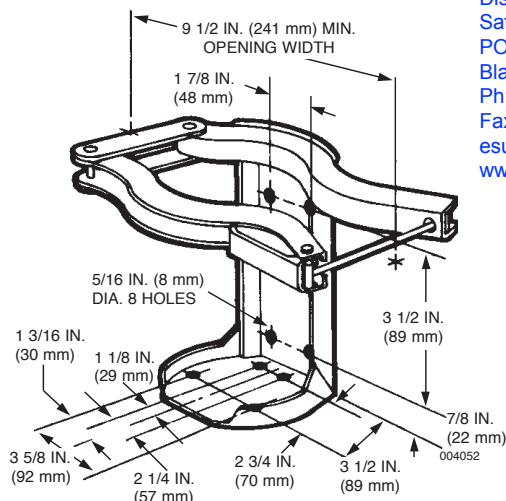
Heavy Duty/Vehicle Brackets

Application

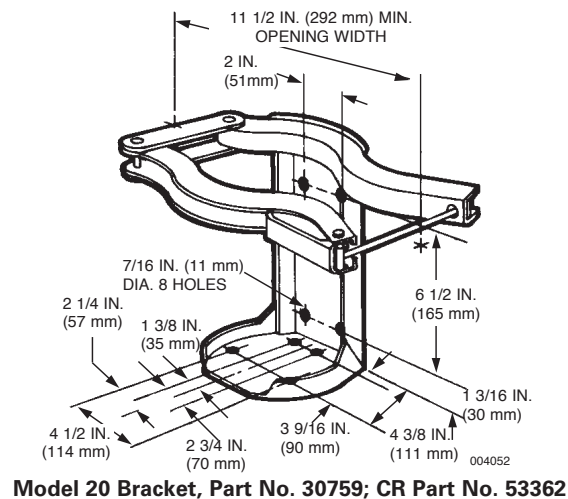
The heavy duty/vehicle brackets have been created to provide reliable service in the more rugged applications such as all external mounts on vehicles and all mounts on larger equipment, both over-the-road and off-road. See the Performance Section for further information.

Description

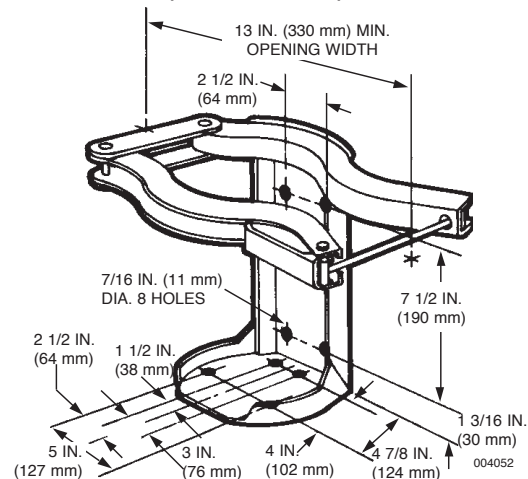
The brackets are constructed of heavy gauge steel, with standard or red corrosion resistant baked-on powder paint. Tough resilient pads are firmly attached to the clamp arm and the bracket base to provide two points of restraint for outstanding extinguisher security. The toggle action clamp arm is adjustable so that the best fit may be maintained throughout the bracket's long life. As with all ANSUL brackets, the extinguisher may be removed or replaced in the bracket quickly and easily. Holes are provided for mounting the bracket by the back plate or by the base.



Model 10 Bracket, Part No. 30886; CR Part No. 53344



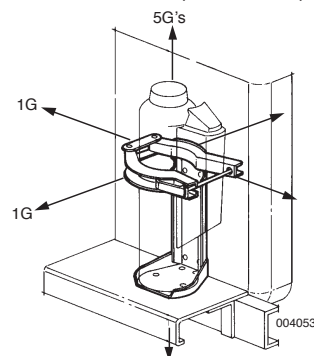
Model 20 Bracket, Part No. 30759; CR Part No. 53362



Model 30 Bracket, Part No. 30889; CR Part No. 53370

Performance

The heavy duty/vehicle bracket has successfully withstood vibration tests at forces which equal those indicated by vehicle manufacturers as the maximum they anticipate. These forces are 5 g's parallel to the length of the bracket back and 1 g in the planes perpendicular to that, as shown in the following figure. The bracket may be mounted in many different orientations on a flat supporting surface that is vertical, horizontal, or slanting.



Ordering Information

Wall hangers and brackets are available for RED LINE extinguishers. Refer to the figures for the proper part numbers. For model 5 extinguishers, the multipurpose bracket may be employed in almost every application encountered.

Safety Data Sheets (SDS) are available at www.ansul.com

Note: The converted values in this document are provided for dimensional reference only and do not reflect an actual measurement.

ANSUL and the product names listed in this material are marks and/or registered marks. Unauthorized use is strictly prohibited.

Distributed by:
Safety Emporium
PO Box 1003
Blackwood, NJ 08012
Ph: (866) 326-5412 toll-free
Fax: (856) 553-6154
esupport@safetyemporium.com
www.safetyemporium.com